

Name : _____ Date: _____


Everyday Speech

TWO SIDES -BEING FLEXIBLE & BEING RIGID

Answer Key

1. Rigid
2. Flexible
3. Rigid
4. Rigid
5. Flexible
6. Rigid
7. Rigid
8. Flexible



Suggested Use

1. When discussion logo is shown , we suggest pausing to discuss facial expressions, tone of voice, and reactions of others in the video. Don't hesitate to rewind the video and watch multiple times.
2. Five of the eight clips have follow up questions for discussion at the conclusion. This is a great opportunity to connect the situation on screen to an event in the student's life or experiences.



Everyday Speech

TWO SIDES - BEING FLEXIBLE & BEING RIGID



Circle if you Think The Person is Being Flexible or Being Rigid





Follow Up:



Follow Up:



Follow Up:



Follow Up:

Follow Up:
