


Everyday Speech

Implementation Guide

For Preschool, Kindergarten, & Elementary

Everyday Speech is a comprehensive digital curriculum designed to enhance social, communication, and behavioral skills through research-backed resources for PreK-12 students.



Developed by special education teachers, speech-language pathologists, and psychologists, this MTSS-aligned program supports neurotypical and neurodivergent learners across Tiers 1, 2, and 3.

Our curriculum equips students with essential skills for success, including effective communication, teamwork, empathy, and problem-solving. By fostering these competencies, Everyday Speech enriches classroom experiences and prepares students for meaningful interpersonal interactions and future challenges.

In this implementation guide we will help you get started by discussing three guiding questions:

- Who will lead the charge?
- In what settings will Everyday Speech be implemented to best support your students' needs?
- How do we get started with training?

1 Who will lead the charge?

Effective implementation of any curriculum or schoolwide strategy begins with identifying strong leadership. Here are some strategies for implementing Everyday Speech at the district- and school-levels.

District-level implementation

At the district level, effective implementation involves assembling a dedicated and enthusiastic team. The team's size will depend on the district's scale, but in some cases, a single district lead may oversee the Everyday Speech implementation process.

One of the following departments is typically well-suited to serve as the lead implementation team - or having a director or specialist from one of these departments serve as the lead.

- **Student Support Services**
- **MTSS**
- **Teaching and Learning**
- **Climate and Culture**

In larger districts, a cross-departmental team can strengthen collaboration and coordination. However, **appointing a clear team leader is essential to ensure the group stays aligned and on track throughout the process.**



School-level implementation

In schools, successful implementation begins with identifying a designated lead to oversee the process. We've seen Everyday Speech successfully led by all different professionals, including but not limited to one of the following:

- School counselor
- Social worker
- Specialist (e.g., speech-language pathologist; behavior specialist)
- Teacher leader
- Team lead from an existing team such as an MTSS team, instructional leadership team, grade-level team.

The Power of School Administrators

Research on whole-school improvement consistently identifies **school administrator support as one of the most significant predictors of successful, lasting change.**

For this reason, it's critical that the Everyday Speech lead has opportunities to regularly meet with and communicate with school administrators to share progress. School administrators in turn need to empower the lead and help ensure efficient decision making.



Everyday Speech provides no-prep materials that simplify lesson facilitation for educators, offering a comprehensive curriculum for Tier 2 and 3 interventions, Tier 1 whole-class lessons, and mindfulness activities.

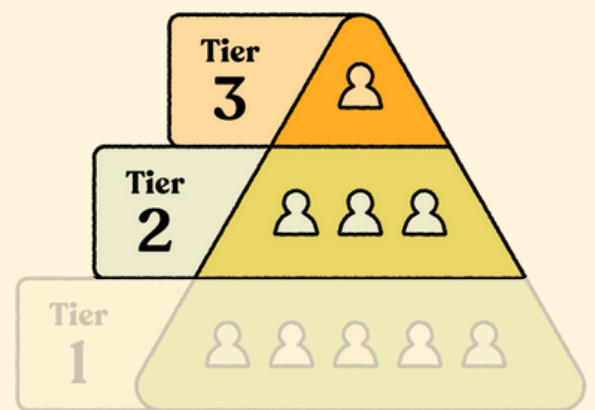
While the digital curriculum equips educators with all the tools they need, effective implementation planning requires thoughtful consideration of where it will be used. Will you use Everyday Speech primarily for Tier 2 and 3 interventions, as a solution for Tier 1 whole-class lessons, or a combination of both?

In this section, we'll share practical tips to guide implementation across these settings and ensure success.

Tier 2 & 3 settings

If you're choosing Everyday Speech as a solution for Tier 2 and 3 interventions, the implementation lead should collaborate with special education teachers and related service providers—such as social workers, counselors, psychologists, and SLPs—to determine when small group and individual sessions are taking place in the school community.

Whether there are established times for interventions or more dynamic scheduling needs, Everyday Speech is designed to provide flexibility for Tier 2 and 3 settings.



Key features of the platform include:

Session Planning



Stay organized and save time

Playlists



Enhance collaboration among educators and specialists

Progress monitoring

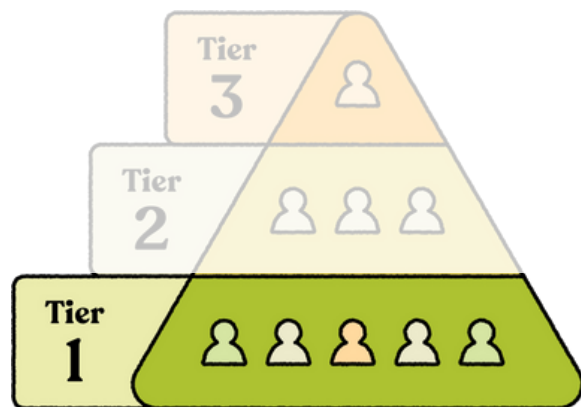


Support student goal tracking

By leveraging these features, specialists can focus on what matters most—**building meaningful connections with their students while delivering targeted, impactful support.**

Tier 1 settings

If you are choosing Everyday Speech as a solution for Tier 1 settings, our platform includes a combination of video lessons, mindfulness activities, guided breathing exercises, as well as prompts for discussion and journaling. We also incorporate games and reflection activities for a well-rounded learning experience.



PreK & K

20 no-prep lessons per year, thoughtfully designed to address the unique needs and abilities of young learners.

Grades 1-5

40 no-prep lessons per year to support skill development across the elementary years;

Each lesson requires no preparation and takes a maximum of 30 minutes, making it easy to integrate into your school day. To ensure consistency, consider dedicating a specific, recurring time for lessons, such as during transition periods or other flexible moments in the schedule.

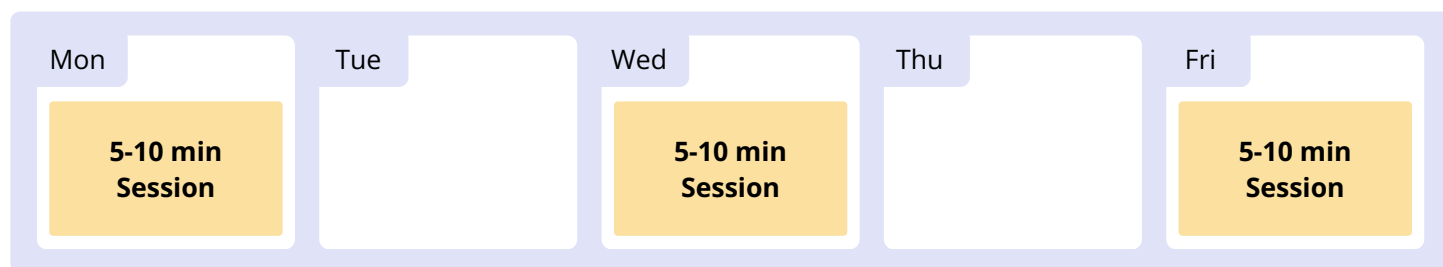
The Everyday Speech lead can collaborate with school administrators and grade-level teams to establish a routine that supports whole-class Tier 1 instruction. We have multiple recommendations for you to choose from when you are selecting a time for whole-class lessons.

For our PreK & K curriculum, we recommend three different scheduling options:

Option One

Mini Lessons (5-10 minutes) Three Times a Week

Instead of tackling the entire lesson in one session, break the lesson into smaller sessions throughout the week



Option Two**One Extended Session Per Week**

Split one 25-minute lesson in half and teach it in a single, weekly 10-15 minute session

Mon	Tue	Wed	Thu	Fri
10-15 min Session				

Mon	Tue	Wed	Thu	Fri
10-15 min Session				

Option Three**Two Full Lessons Per Month**

You have the flexibility to conduct two full lessons each month, with each session lasting 25 minutes. This format can be tailored to fit your schedule, allowing you to choose the most convenient times for these lessons

Mon	Tue	Wed	Thu	Fri
25 min Session				

Mon	Tue	Wed	Thu	Fri

Mon	Tue	Wed	Thu	Fri
25 min Session				

Mon	Tue	Wed	Thu	Fri

For our 1st - 5th Grade curriculum, we recommend the following scheduling options:

Option One

Daily Mini-Lessons (5-10 Minutes)

Our curriculum for Grades 1-5 is broken into five segments: Warmup, Learn, Discuss, Review, and Reflect. Instead of having one thirty-minute lesson, you can break the lesson into smaller daily sessions throughout the week.

Mon	Tue	Wed	Thu	Fri
5-10 min Session	5-10 min Session	5-10 min Session	5-10 min Session	5-10 min Session

Option Two

Two 10-15 Minute Sessions Per Week

This option provides a balance between the mini-lesson format and a longer session, suitable for smaller chunks of time in your day.

Mon	Tue	Wed	Thu	Fri
	10-15 min Session		10-15 min Session	

Option Three

One 30-Minute Session Per Week

Dedicate a full 30-minute period to the curriculum weekly. This covers all key segments of a lesson within this timeframe. This option is particularly suitable for educators who find it more effective to cover the entire lesson in a single session.

Mon	Tue	Wed	Thu	Fri
30 min Session				



How do we get started with training?

Much like our no-prep lessons and other user-friendly features, we have training figured out for you as well! Follow [this link](#) to get started with our library of on-demand training resources!