


Everyday  Speech

Implementation Guide

For Middle & High School

Everyday Speech is a comprehensive digital curriculum designed to **enhance social, communication, and behavioral skills through research-backed resources for PreK-12 students.**



Developed by special education teachers, speech-language pathologists, and psychologists, this MTSS-aligned program supports neurotypical and neurodivergent learners across Tiers 1, 2, and 3.

Our curriculum equips students with essential skills for success, including effective communication, teamwork, empathy, and problem-solving. By fostering these competencies, Everyday Speech enriches classroom experiences and prepares students for meaningful interpersonal interactions and future challenges.

In this implementation guide we will help you get started by discussing three guiding questions:

- Who will lead the charge?
- In what settings will Everyday Speech be implemented to best support your students' needs?
- How do we get started with training?

1 Who will lead the charge?

Effective implementation of any curriculum or schoolwide strategy begins with identifying strong leadership. Here are some strategies for implementing Everyday Speech at the district- and school-levels.

District-level implementation

At the district level, effective implementation involves assembling a dedicated and enthusiastic team. The team's size will depend on the district's scale, but in some cases, a single district lead may oversee the Everyday Speech implementation process.

One of the following departments is typically well-suited to serve as the lead implementation team - or having a director or specialist from one of these departments serve as the lead.

- **Student Support Services**
- **MTSS**
- **Teaching and Learning**
- **Climate and Culture**

In larger districts, a cross-departmental team can strengthen collaboration and coordination. However, **appointing a clear team leader is essential to ensure the group stays aligned and on track throughout the process.**



School-level implementation

In schools, successful implementation begins with identifying a designated lead to oversee the process. We've seen Everyday Speech successfully led by all different professionals, including but not limited to one of the following:

- School counselor
- Social worker
- Specialist (e.g., speech-language pathologist; behavior specialist)
- Teacher leader
- Team lead from an existing team such as an MTSS team, instructional leadership team, grade-level team.

The Power of School Administrators

Research on whole-school improvement consistently identifies **school administrator support as one of the most significant predictors of successful, lasting change.**

For this reason, it's critical that the Everyday Speech lead has opportunities to regularly meet with and communicate with school administrators to share progress. School administrators in turn need to empower the lead and help ensure efficient decision making.



2 Implementation Settings

Everyday Speech provides no-prep materials that simplify lesson facilitation for educators, offering a comprehensive curriculum for Tier 2 and 3 interventions, Tier 1 whole-class lessons, and mindfulness activities.

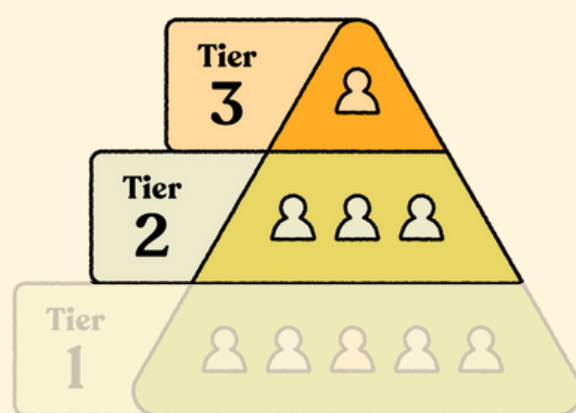
While the digital curriculum equips educators with all the tools they need, effective implementation planning requires thoughtful consideration of where it will be used. Will you use Everyday Speech primarily for Tier 2 and 3 interventions, as a solution for Tier 1 whole-class lessons, or a combination of both?

In this section, we'll share practical tips to guide implementation across these settings and ensure success.

Tier 2 & 3 settings

If you're choosing Everyday Speech as a solution for Tier 2 and 3 interventions, the implementation lead should collaborate with special education teachers and related service providers—such as social workers, counselors, psychologists, and SLPs—to determine when small group and individual sessions are taking place in the school community.

Whether there are established times for interventions or more dynamic scheduling needs, Everyday Speech is designed to provide flexibility for Tier 2 and 3 settings.



Key features of the platform include:

Session Planning



Stay organized and save time

Playlists



Enhance collaboration among educators and specialists

Progress monitoring

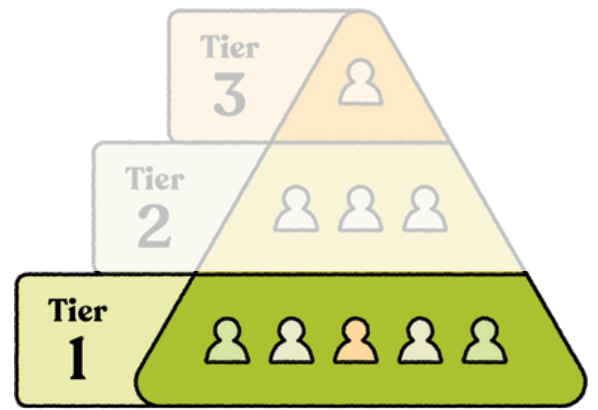


Support student goal tracking

By leveraging these features, specialists can focus on what matters most—**building meaningful connections with their students while delivering targeted, impactful support.**

Tier 1 settings

If you are choosing Everyday Speech as a solution for Tier 1 settings, our platform includes a combination of video lessons, mindfulness activities, guided breathing exercises, as well as prompts for discussion and journaling. We also incorporate games and reflection activities for a well-rounded learning experience.



For grades 6-12, our week-by-week curriculum includes 20 no-prep lessons per year. Each lesson takes a total of 30 minutes, and they can also be broken up and taught as 3 bite-sized, 10-minute lessons. Lessons include a video lesson, discussion prompts, and reflection activities to encourage students to review and reflect on the skills they are learning.

Setting aside instructional time for whole-class lessons can and will look different for each school and each individual educator.

However, it is important to set and follow a school-wide schedule to ensure success.

While some middle and high schools create designated time for lessons every other week or once a month taught by homeroom teachers, an advisory teacher, or taken on by a specific content area (e.g., English language arts).

It is best to choose a schedule that works best for you, your colleagues, your students, and your school as a whole. The Everyday Speech lead can collaborate with school administrators, grade-level teams, and content area teams to **establish a routine that supports Tier 1, whole-class lessons**



For our 6th - 12th grade curriculum, we recommend the following scheduling options:

Option One

Teaching a 15-minute session each week

This would mean breaking one 30-minute lesson in half and teaching the content weekly during a 15-minute session

Mon 15 min Session	Tue	Wed	Thu	Fri
Mon 15 min Session	Tue	Wed	Thu	Fri
Mon 15 min Session	Tue	Wed	Thu	Fri
Mon 15 min Session	Tue	Wed	Thu	Fri

Option Two

Teaching a 30-minute session every other week

Mon	Tue	Wed	Thu 30 min Session	Fri
Mon	Tue	Wed	Thu	Fri
Mon	Tue	Wed	Thu 30 min Session	Fri
Mon	Tue	Wed	Thu	Fri

Option Three

Teaching a 60-minute session once a month

This would mean completing two 30-minute lessons in one 60-minute session

Mon	Tue	Wed	Thu	Fri
			60 min Session	
Mon	Tue	Wed	Thu	Fri
Mon	Tue	Wed	Thu	Fri
Mon	Tue	Wed	Thu	Fri



How do we get started with training?

Much like our no-prep lessons and other user-friendly features, we have training figured out for you as well! Follow [this link](#) to get started with our library of on-demand training resources!