

# Everyday Speech Thankful Tree

Visual Tools by Everyday  Speech

The Thankful Tree is a fun craft that encourages students to reflect on what they are thankful for in their lives.


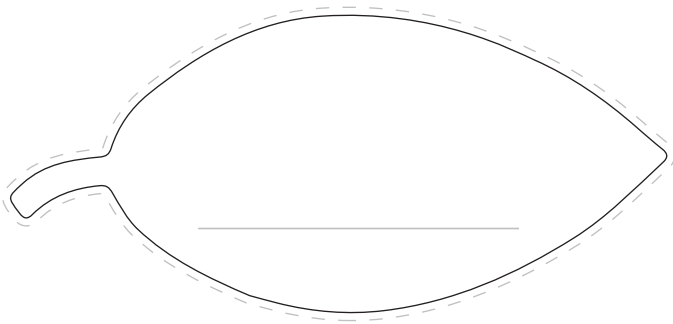

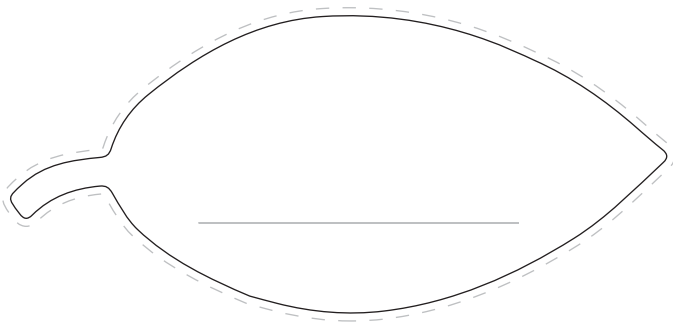

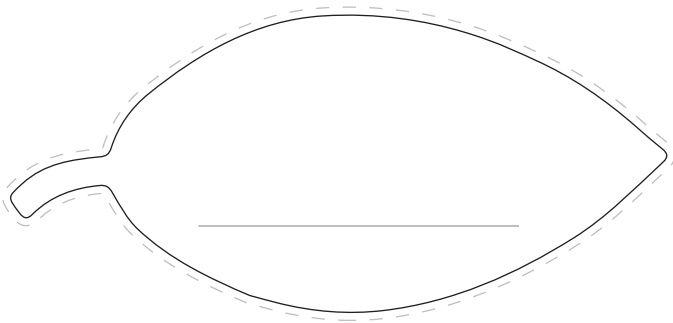
Have students write down things they are grateful for on each leaf. Once they have enough leaves, they can cut and paste them onto the empty tree branches to make the Thankful Tree become full of gratitude.






1. Write down different things that you are thankful for onto each leaf
2. Color in and cut out each leaf

### GRATITUDE BUILDING QUESTIONS:

- Who do you appreciate?
- In what ways do you feel fortunate?
- What abilities do you have that you are grateful for?



1. Write down different things that you are thankful for onto each leaf
2. Color in and cut out each leaf



3. Cut out the tree and glue/tape your leaves onto the branches

