

Name : _____ Date: _____

Everyday Speech

SOLVE IT

SUGGESTED USE

Each Solve It video presents the process of problem solving. It starts with step one and walks through every step until a solution is chosen and tried. Watch each section of the video with your worksheet to fill in along the way.

The problem may not be solved in every video; giving opportunities for students to discuss why the problem was not solved and what may be a better solution.


Feel free to pause at each step to further discuss the action, character's feelings, and consequences. Brainstorm along with the characters in the video to solve each problem.

When the discussion logo is shown , we suggest pausing to discuss what you have seen. Don't hesitate to rewind the video and watch multiple times!


Name : _____ Date: _____

Everyday Speech

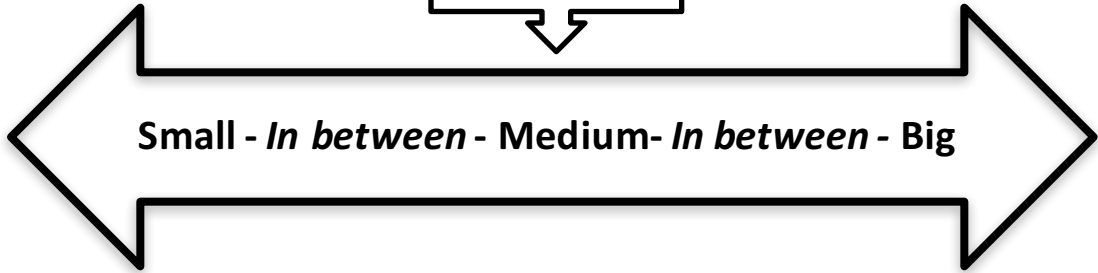
SOLVE IT

Identify



1. What was the problem?

Size


2.



How big is the problem? Circle on the scale above.


Solve


3. Come up with three solutions and then circle the best one.

1. _____

2. _____

3. _____

Reassess


4. Was the problem solved? If not what should they try next?
