

EVERYDAY SPEECH




Teacher Key - Two Sides
Being Flexible / Being Rigid

ANSWER KEY

1. Rigid
2. Flexible
3. Rigid
4. Rigid
5. Flexible
6. Rigid
7. Rigid
8. Flexible

Suggested Use

1. When discussion logo is shown , we suggest pausing to discuss facial expressions, tone of voice, and reactions of others in the video. Don't hesitate to rewind the video and watch multiple times.
2. Five of the eight clips have follow up questions for discussion at the conclusion. This is a great opportunity to connect the situation on screen to an event in the student's life or experiences.

Name : _____

Date: _____


EVERYDAY SPEECH




Two Sides - Being Flexible/Being Rigid

CIRCLE IF YOU THINK THE PERSON IS BEING FLEXIBLE, OR BEING RIGID

1.




2.




FOLLOW UP:

3.




4.




FOLLOW UP:

5.




6.




FOLLOW UP:

7.



FOLLOW UP:

8.



FOLLOW UP:

